









Livonia parkrun # 179 - 06/02/2016

| Pos | parkrunner | Time | Age Cat | Age Grade | Gender | Pos | Club | Note | Total Runs |
|-----|-----------------|-------|---------|-----------|--------|-----|------|----------------------|--|
| 1 | Thomas PREISS | 18:57 | VM45-49 | 75.37 % | M | 1 | | PB stays at 00:17:24 | 36 |
| 2 | Lynn BOVEN | 22:41 | VM55-59 | 69.51 % | M | 2 | | PB stays at 00:20:51 | 124  |
| 3 | Steve DANCY | 22:47 | VM40-44 | 60.35 % | M | 3 | | PB stays at 00:21:02 | 27 |
| 4 | Brock CASSIDY | 25:30 | SM20-24 | 50.59 % | M | 4 | | First Timer! | 1 |
| 5 | Tim GALLAGHER | 25:39 | VM50-54 | 57.96 % | M | 5 | | PB stays at 00:25:38 | 36 |
| 6 | Cassie YOUNG | 27:03 | JW11-14 | 58.10 % | F | 1 | | New PB! | 2 |
| 7 | Alex CAHILL | 27:53 | SM25-29 | 46.26 % | M | 6 | | PB stays at 00:22:11 | 20  |
| 8 | Donald THEODORE | 29:12 | VM60-64 | 55.88 % | M | 7 | | PB stays at 00:25:09 | 91  |
| 9 | George KASDORF | 29:43 | VM65-69 | 56.98 % | M | 8 | | PB stays at 00:27:45 | 5 |
| 10 | Sam BAILO | 30:07 | VM45-49 | 47.09 % | M | 9 | | PB stays at 00:25:10 | 94  |
| 11 | Rose LERNER | 30:31 | VW55-59 | 59.31 % | F | 2 | | First Timer! | 1 |
| 12 | Jennifer BUDD | 30:38 | VW40-44 | 49.95 % | F | 3 | | PB stays at 00:28:20 | 20 |
| 13 | Michael KAKOS | 31:13 | VM50-54 | 48.80 % | M | 10 | | PB stays at 00:28:58 | 10 |
| 14 | Steven MATTHEWS | 31:45 | VM35-39 | 42.05 % | M | 11 | | PB stays at 00:25:15 | 91   |
| 15 | Jerry MITTMAN | 31:48 | VM70-74 | 56.13 % | M | 12 | | PB stays at 00:28:41 | 19 |
| 16 | Craig HUFFER | 32:05 | SM30-34 | 40.31 % | M | 13 | | First Timer! | 1 |
| 17 | Rita MCCOTTER | 32:05 | VW50-54 | 54.29 % | F | 4 | | PB stays at 00:27:47 | 14  |
| 18 | Jennifer GREVE | 34:03 | VW40-44 | 46.21 % | F | 5 | | PB stays at 00:33:24 | 112  |
| 19 | Adrienne CAGE | 44:12 | SW25-29 | 33.48 % | F | 6 | | First Timer! | 1 |
| 20 | Karen SLAYTON | 44:12 | VW45-49 | 37.48 % | F | 7 | | PB stays at 00:30:00 | Help |

| | | | | | | | | | | |
|----|---------------|-------|---------|---------|---|----|-------------------|----------------------|----|---|
| 21 | Robert HYDE | 49:58 | VM65-69 | 34.19 % | M | 14 | MBFS Running Club | PB stays at 00:34:01 | 99 | 50  |
| 22 | Jonathan HYDE | 50:28 | VM55-59 | 31.51 % | M | 15 | | New PB! | 2 | |

Thanks to the volunteers

We are very grateful to the volunteers who made this event happen:Lynn BOVEN, Steve BOYAK, Lori BRAUER, Rick BRAUER, Spencer GREVE, Jonathan HYDE, Robert HYDE, Kim ZAMORA

Why not [get involved and volunteer?](#)

What is this table?

This table shows the complete results for the specified week at this event. It is automatically shown when you navigate to the results page, but can also be reached by clicking on [Latest Results](#), or by picking a specific week from the [Event History](#) table. If you bookmark the *Latest Results* page in your browser, the bookmark will always take you to the most up to date results table. If you bookmark a results page reached via the *Event History* table, the bookmark will then always take you to that specific week's results.

The columns

- Pos - the runner's overall position in the run.
- parkrunner - is the registered name of the athlete; clicking on the name takes you to that athlete's results page for this event.
- Time - is the runner's recorded time - we record the overall time between the run director's start instruction and the runner crossing the finish line.
- Age Cat - represents the age category of the runner on the day of the run; the first letter represents the major age categories (J)unior, (S)enior and (V)eteran; the second letter represents gender (M)en and (W)omen; the remainder of the category represents a more specific age range. There are two further categories for wheel chair users; WWC and MWC represent Women and Men respectively. Clicking on the result category takes you to that age categories' historical record for this event.
- Age Grade
 - Gives an indication of how well the runner has done relative to their age and gender see [the FAQ article](#) for more information.
- Gender - (M)ale or (F)emale
- Gender Pos- Gender finish positions.
- Club - Running club if registered.
- Note - Note - Comments about PBs (Personal Bests).
- Total Runs - Total number of runs across all parkruns, an indicator of membership of the various parkrun clubs, and their links with partner websites.

As with any of the results tables, the table can be sorted by any column by clicking on the column heading.

Livonia parkrun event statistics

Problem with results? please contact livoniaoffice@parkrun.com

Any questions? Please visit our [support site](#)

Number of events: 179

Number of runners: 948

Number of runs: 4,288

Number of first finishers: 131

Number of clubs: 35

Number of PBs: 724

Average number of runners per week: 24.0

Average number of runs per runner: 4.5

Biggest Attendance: 99

Average run time: 00:33:41

Total hours run: 0Years 100Days 8Hrs 17Min 18Secs

Total distance run: 21,440km

Female record holder: Annie BEVERIDGE - 19:33 - Event 59 (13/07/13)

Male record holder: Shawn HOWSE - 16:42 - Event 152 (11/07/15)

Age graded record holder: Thomas PREISS - 80.89 % - 17:32 - Event 127 (13/12/14)

© UKTT Limited (Company Number: 06053983), 13 Holmes Road, Strawberry Hill, Twickenham, TW1 4RF, United Kingdom. [Contact us](#) - [Privacy](#)

Stats last updated : Sun 07 Feb 2016 01:37:44 UTC